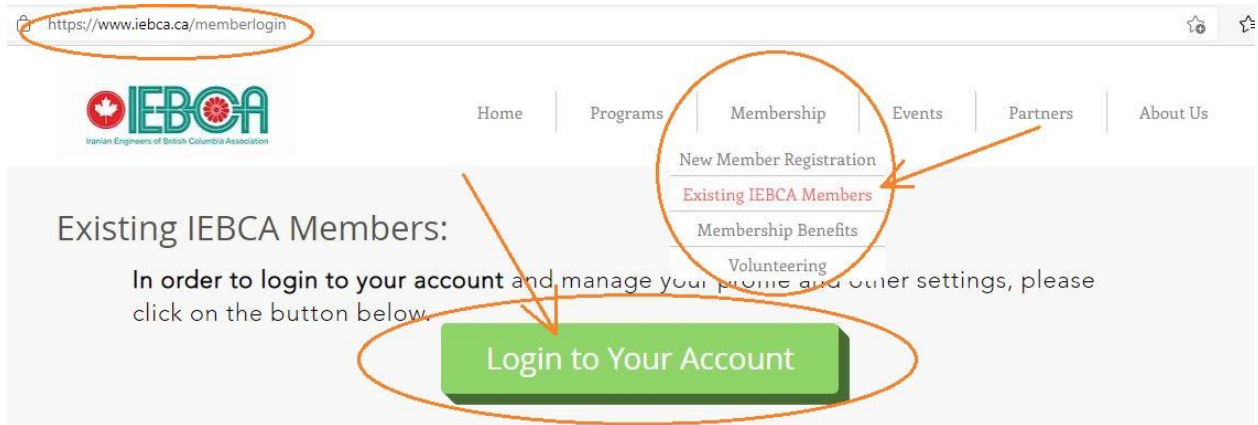
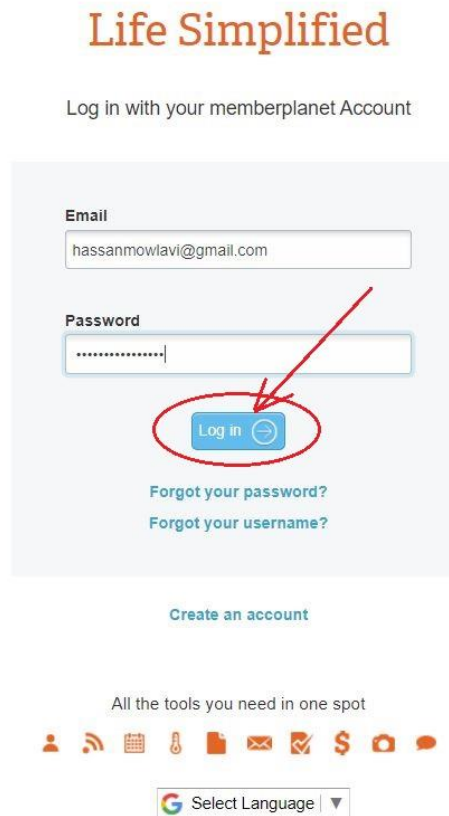


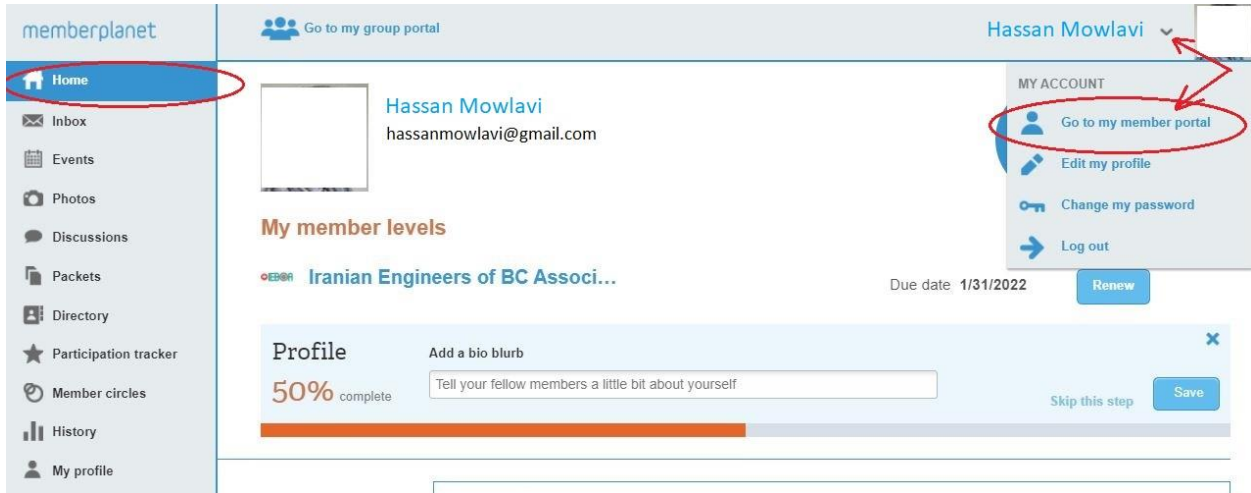
The Steps for Paying IEBCA Membership Renewal Fee



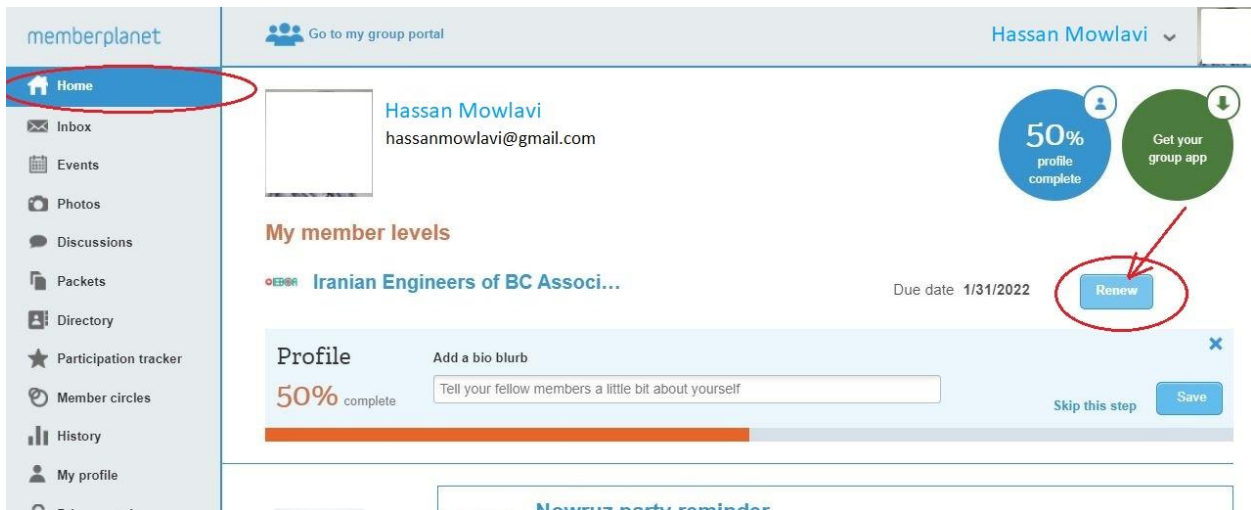
- 1- Click on the “Login to Your Account” button on the web page www.iebca.ca/memberlogin (see above).



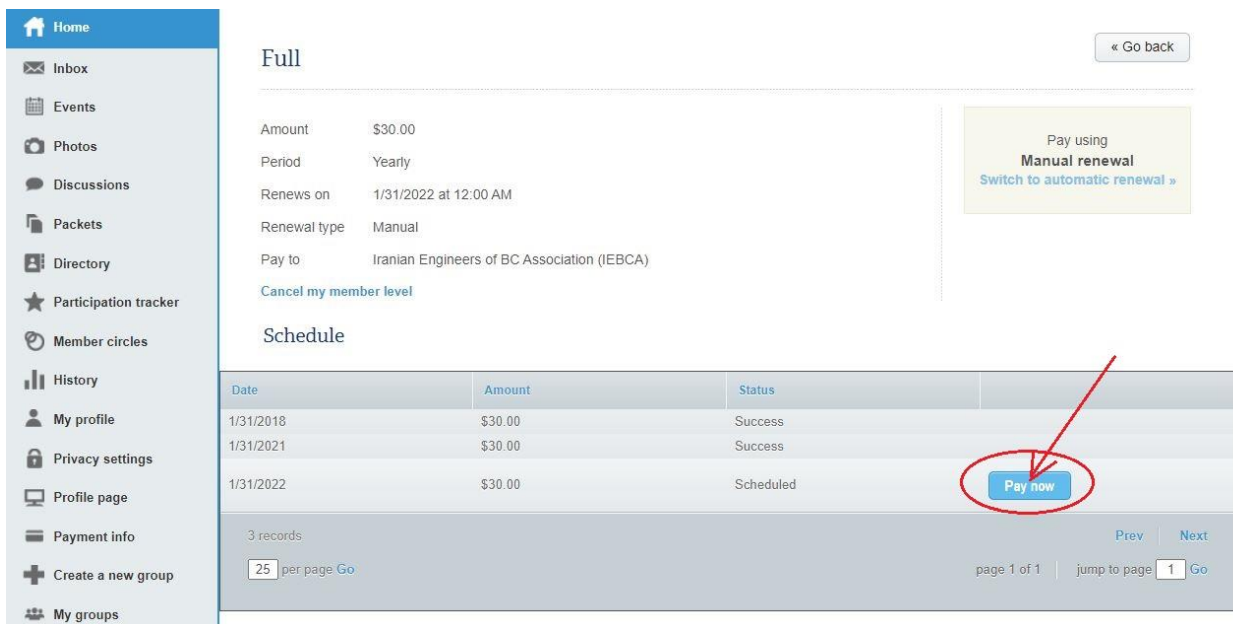
2. Enter your email address and password; then, click on the “Log in” button (see above).



3. Click on the “Home” tab (see above).



4. Click on the “Renew” button (see above).



5. Click on the “Pay now” button (see above).

6. Click on “Check out with PayPal” button (see above).

7. Now, you have an option to pay with PayPal, or click on the “Pay with a credit or Visa Debit card”, if you wish to with other credit cards button (see above).

PayPal \$30.00 CAD

Pay with credit or Visa debit card

We don't share your financial details with the merchant.

Country/Region
Canada

Card number

MM / YY CW

Billing address

First name Last name

Address line 1

Address line 2 (optional)

City

Province

Postal code

Contact information

Phone type: Mobile Phone number: +1

Email

Get all the benefits of PayPal

Creating a PayPal account is optional, but you'll get PayPal Buyer Protection on all eligible purchases, plus faster checkout every time you shop.

Create a PayPal account? (It only takes a moment.)

Yes! I'd like to create a PayPal account.

No, thanks

You confirm that you agree to PayPal's Privacy Statement (including the processing and disclosing your personal data) and you're of legal age.

Continue

[Have a PayPal account? Log in](#)

[Cancel and return to merchant](#)

Français |

[Legal](#) | [Privacy](#) © 1999 - 2021



PayPal is the safe, easy way to pay

No matter where you shop, we keep your financial information secure.

2. Enter the related information and click on the "Continue" button to complete your payment transaction (see above).